

PennHIP Report

Referring Veterinarian: Dr Ryan Carpenter	Clinic Name: Family Friends Veterinary Hospital
Email: staff@familyfriendsvet.com	Clinic Address: 6555 28th St. SE Grand Rapids, MI 49546
	Phone: (616) 575-6520
	Fax: (616) 575-5800

Patient Information

Client: Ortiz, Lauren	Tattoo Num:
Patient Name: Sullivan	Patient ID: 61589
Reg. Name: Sullivan	Registration Num:
PennHIP Num: 172358	Microchip Num: 900235000037812
Species: Canine	Breed: GOLDDOODLE CROSS
Date of Birth: 29 Nov 2021	Age: 20 weeks
Sex: Male	Weight: 17.2 lbs/7.8 kgs
Date of Study: 19 Apr 2022	Date Submitted: 19 Apr 2022
Date of Report: 21 Apr 2022	

Findings

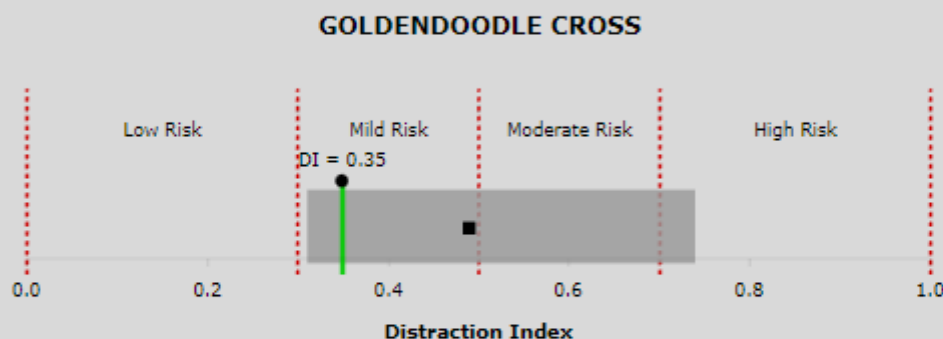
Distraction Index (DI): Right DI = 0.35, Left DI = 0.34.
Osteoarthritis (OA): No radiographic evidence of OA for either hip.
Cavitation/Other Findings: No cavitation present.

Interpretation

Distraction Index (DI): The laxity ranking is based on the hip with the greater laxity (larger DI). In this case the DI used is 0.35.

OA Risk Category: The DI is between 0.31 and 0.49. This patient is at mild risk for hip OA.

Distraction Index Chart:



BREED STATISTICS: This interpretation is based on a cross-section of 3035 canine patients of the GOLDDOODLE CROSS breed in the AIS PennHIP database. The gray strip represents the central 90% range of DIs (0.31 - 0.74) for the breed. The breed average DI is 0.49 (solid square). The patient DI is the solid circle (0.35).

SUMMARY: The degree of laxity (DI = 0.35) falls within the central 90% range of DIs for the breed. This amount of hip laxity places the hip at a mild risk to develop hip OA. No radiographic evidence of OA for either hip.

ORTHOPEDIC FOUNDATION FOR ANIMALS, INC.

SULLIVAN
registered name

HYBRID
breed

film/test/lab #

900235000037812
tattoo/microchip/DNA profile

2353267
application number

12/16/2022
date of report

RESULTS:

Normal cardiovascular examination via auscultation - No evidence of congenital or acquired heart disease was noted. Since acquired heart disease may develop later, these evaluation results remain valid for one year, and annual examinations are recommended to continue to monitor cardiac health.

NOREG2353267
registration no.

M
sex

11/30/2021
date of birth

12
age at evaluation in months



A Not-For-Profit Organization

HY-BCA3719/12M/P-VPI
O.F.A. NUMBER

*This number issued with the right to correct or
revoke by the Orthopedic Foundation for Animals.*

NORMAL/CLEAR - PRACTITIONER

owner
LAUREN ORTIZ



OFA eCert



Verify QR scan

G.G.KELLER, D.V.M., M.S., DACVR
CHIEF OF VETERINARY SERVICES

www.ofa.org

This electronic OFA certificate was generated on: 12/16/2022

This certification can be verified on the OFA website by entering the dog's registration number into the orange search box located at the top of the page or by scanning the QR code above.

If there are any errors on this certificate, please email CORRECTIONS@OFFA.ORG to request a correction.

Orthopedic Foundation for Animals, Inc.
2300 E. Nifong Blvd.
Columbia, MO 65201-3806

OFA website: www.ofa.org
E-mail address: ofa@offa.org
Phone number: 573-442-0418
Fax number: 573-875-5073

Orthopedic Foundation for Animals
Elbow Dysplasia Evaluation Report



A Not-for-Profit
Organization

SULLIVAN
registered name

HYBRID
breed

film/test/lab #

900235000037812
tattoo/microchip/DNA profile

2353267
application number

04/22/2022
date of report

NOREG2353267
registration no.

M
sex

11/30/2021
date of birth

4
age at evaluation in months

Owner

LAUREN ORTIZ


Veterinarian

FAMILY FRIENDS VETERINARY HOSPITAL
6555 28TH ST SE
GRAND RAPIDS MI 49546

Preliminary Elbow Dysplasia Evaluation Report

ELBOW JOINTS -- FLEXED LATERAL VIEW

✓ negative for elbow dysplasia

L ✓ R ✓

ELBOW DYSPLASIA

GRADE I

L _____ R _____

GRADE II

L _____ R _____

GRADE III

L _____ R _____

RADIOGRAPHIC FINDINGS

degenerative joint disease (DJD)

L _____ R _____

united anconeal process (UAP)

L _____ R _____

fragmented coronoid process (FCP)

L _____ R _____

osteochondrosis

L _____ R _____



G.G. KELLER, DVM, MS, DACVR
CHIEF OF VETERINARY SERVICES

Orthopedic Foundation for Animals
Hip Dysplasia Evaluation Report



A Not-for-Profit
Organization

SULLIVAN
registered name

HYBRID
breed

film/test/lab #

900235000037812
tattoo/microchip/DNA profile

2353267
application number

04/22/2022
date of report

NOREG2353267
registration no.

M
sex

11/30/2021
date of birth

4
age at evaluation in months

Owner
LAUREN ORTIZ

Veterinarian
FAMILY FRIENDS VETERINARY HOSPITAL
6555 28TH ST SE
GRAND RAPIDS MI 49546

Preliminary Hip Dysplasia Evaluation Report

EXCELLENT HIP JOINT CONFORMATION

superior hip joint conformation as compared with other individuals of the same breed and age

GOOD HIP JOINT CONFORMATION

well formed hip joint conformation as compared with other individuals of the same breed and age

✓

FAIR HIP JOINT CONFORMATION

minor irregularities of the hip joint conformation as compared with other individuals of the same breed and age

BORDERLINE HIP JOINT CONFORMATION

marginal hip joint conformation of indeterminate status with respect to hip dysplasia at this time -- Repeat study in six months

MILD HIP DYSPLASIA

radiographic evidence of minor dysplastic changes of the hip joints

MODERATE HIP DYSPLASIA

well defined radiographic evidence of dysplastic changes of the hip joints

SEVERE HIP DYSPLASIA

radiographic evidence of marked dysplastic changes of the hip joints

RADIOGRAPHIC FINDINGS

_____ subluxation
_____ remodeling of femoral head/neck
_____ osteoarthritis/degenerative joint disease
_____ shallow acetabula
_____ acetabular rim/edge change

_____ unilateral pathology _____ left _____ right
_____ transitional vertebra
_____ spondylitis
_____ panosteitis

G.G. KELLER, DVM, MS, DACVR
CHIEF OF VETERINARY SERVICES

ORTHOPEDIC FOUNDATION FOR ANIMALS, INC.

SULLIVAN
registered name

HYBRID
breed

film/test/lab #

900235000037812
tattoo/microchip/DNA profile

2353267
application number

12/16/2022
date of report

RESULTS:

The results of the examination submitted to OFA indicate that no evidence of patellar luxation was recognized.

NOREG2353267
registration no.

M
sex

11/30/2021
date of birth

12
age at evaluation in months




A Not-For-Profit Organization

HY-PA7492/12M/P-VPI
O.F.A. NUMBER

*This number issued with the right to correct or
revoke by the Orthopedic Foundation for Animals.*

NORMAL - PRACTITIONER

owner
LAUREN ORTIZ



OFA eCert



Verify QR scan

G.G. KELLER, D.V.M., M.S., DACVR
CHIEF OF VETERINARY SERVICES

www.ofa.org

This electronic OFA certificate was generated on: 12/16/2022

This certification can be verified on the OFA website by entering the dog's registration number into the orange search box located at the top of the page or by scanning the QR code above.

If there are any errors on this certificate, please email CORRECTIONS@OFFA.ORG to request a correction.

Orthopedic Foundation for Animals, Inc.
2300 E. Nifong Blvd.
Columbia, MO 65201-3806

OFA website: www.ofa.org
E-mail address: ofa@offa.org
Phone number: 573-442-0418
Fax number: 573-875-5073

ORTHOPEDIC FOUNDATION FOR ANIMALS, INC.

SULLIVAN
registered name

HYBRID
breed

493070
film/test/lab #

90023500037812
tattoo/microchip/DNA profile

2418552
application number

12/31/2024
date of report

RESULTS:

Based upon the exam dated 12/14/2024, this dog has been found to be free of observable inherited eye disease and has been issued an Eye Certification Registry Number which is valid for one year from the time of the exam.

NOREG2418552
registration no.

M
sex

11/30/2021
date of birth

36
age at evaluation in months




A Not-For-Profit Organization

HY-EYE6839/36M-VPI
O.F.A. NUMBER

*This number issued with the right to correct or
revoke by the Orthopedic Foundation for Animals.*

NORMAL

owner
LAUREN ORTIZ



OFA eCert



Verify QR scan

G.G. Keller, DVM

G.G. KELLER, DVM, MS, DACVR
CHIEF OF VETERINARY SERVICES

www.ofa.org

This electronic OFA certificate was generated on: 12/31/2024

This certification can be verified on the OFA website by entering the dog's registration number into the orange search box located at the top of the page or by scanning the QR code above.

If there are any errors on this certificate, please email CORRECTIONS@OFA.ORG to request a correction.

Orthopedic Foundation for Animals, Inc.
2300 E. Nifong Blvd.
Columbia, MO 65201-3806

OFA website: www.ofa.org
E-mail address: ofa@ofa.org
Phone number: 573-442-0418
Fax number: 573-875-5073